

Signify Classified - Internal
Cooper Lighting Solutions Photometric Lab
1121 Highway 74 South
Peachtree City, GA 30269



Scaled data based on original data using
LM-79-08 Approved Method: Electrical and Photometric Measurements of Solid-
State Lighting Products

Test Report Prepared for
Cooper Lighting Solutions
(formerly Eaton)

Brand: STREETWORKS

Report Number: P868134

Luminaire Tested: **MEM2-HSN-SA-130-722-U-T4W-HSS**

Issue Date: 08/21/2024

Test Information

Test Method: LM-79-08
Report Number: P868134
Test Lab: INNOVATION CENTER(G3)
Issue Date: 08/21/2024
Manufacturer: COOPER LIGHTING SOLUTIONS (FORMERLY EATON)
Product Line: STREETWORKS
Catalog Number: MEM2-HSN-SA-130-722-U-T4W-HSS
Description: EPIC MODERN SHORT HOUSING DISCRETE LED ARRAYS 130W 70CRI 2200K
FITURE w/ TYPE IV WIDE DISTRIBUTION OPTIC AND HOUSE SIDE SHIELD
Light Source: (30) 2200K CCT, 70 CRI LEDS
Ballast/Driver: ELECTRONIC DRIVER

Summary

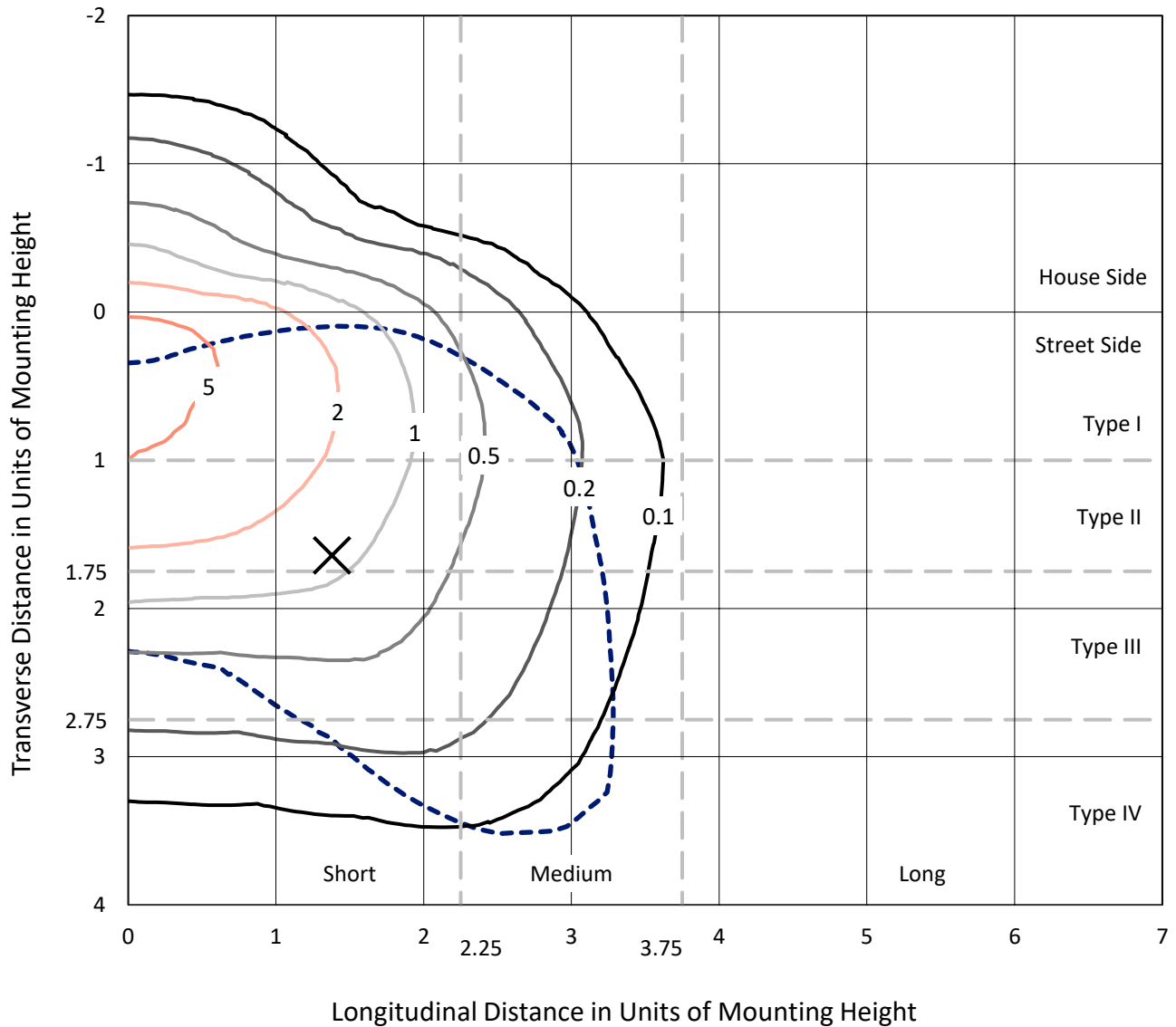
Lumens per Lamp: N/A
Luminaire Lumens: 11608 lumens
Efficiency: N/A
Efficacy: 86.6 lumens/watt
Luminous Opening: Rectangular (W 1' x L: 0.33' x H: 0')
IES Classification: Type IV - Short
BUG Rating: B1 - U0 - G2

Input Watts (W): 134
Input Voltage (V): 120
Input Current (A_{in}): NR
Voltage Rise (V): NR
Power Factor: 0.99
Total Harmonic Distortion (THDi): 6.70%
Frequency (hertz): 60
Stabilization Time: NR
Operation Time: NR
Ambient Temperature (°C): NR
Test Distance: 24 FT

REPORT NUMBER: P868134
 CATALOG NUMBER: MEM2-HSN-SA-130-722-U-T4W-HSS

Iso-Footcandle Lines of Horizontal Illumination

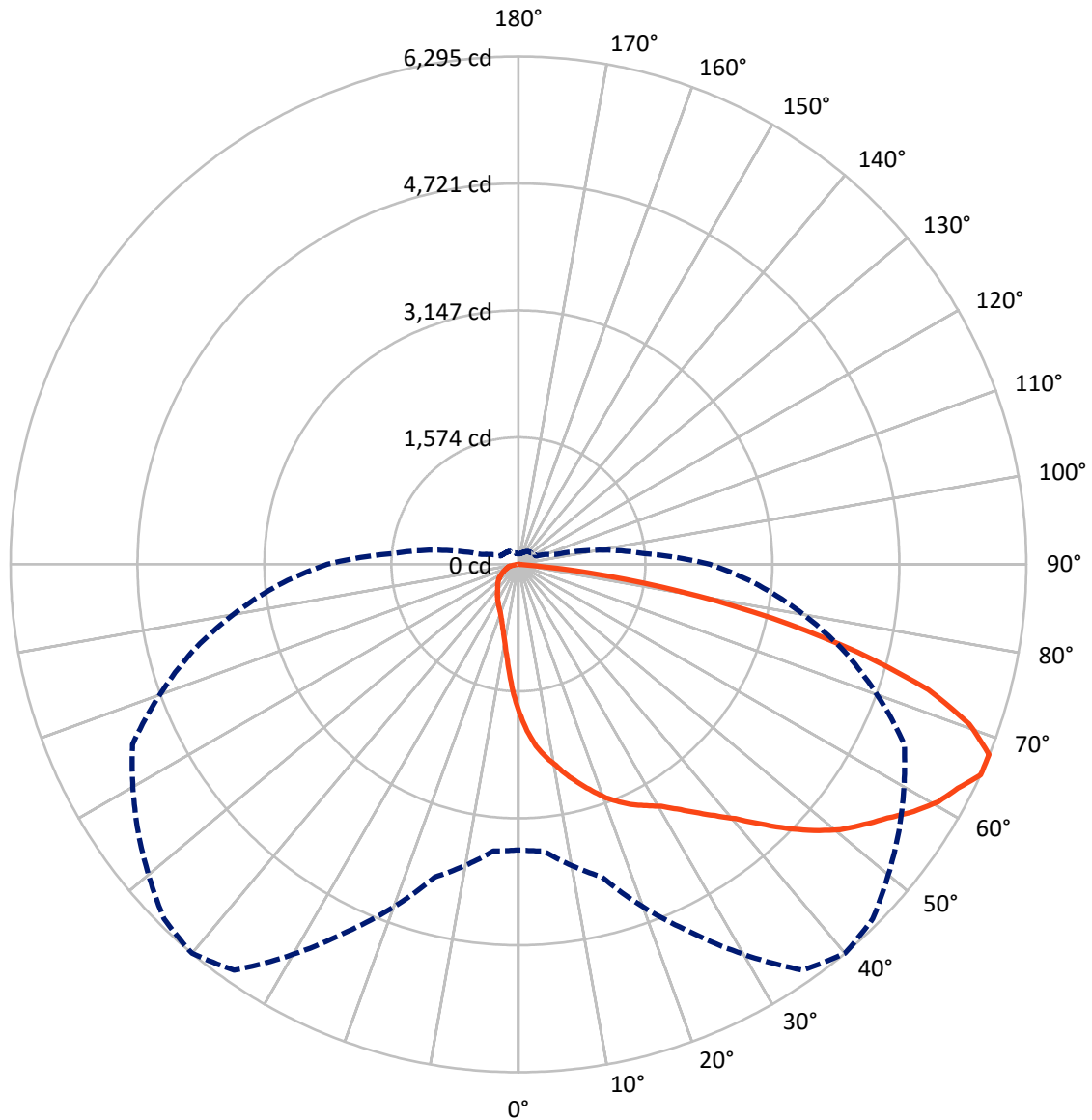
× Max cd
 - - - 1/2 Max cd



Based on 20 foot mounting height. Maximum calculated value = 6.7 fc
 Type IV - Short - N/A

REPORT NUMBER: P868134
CATALOG NUMBER: MEM2-HSN-SA-130-722-U-T4W-HSS

Luminous Intensity Polar Plot



— Vertical Plane Through 40-Deg Lateral - - - Horizontal Cone Through 65-Deg Vertical

REPORT NUMBER: P868134

CATALOG NUMBER: MEM2-HSN-SA-130-722-U-T4W-HSS

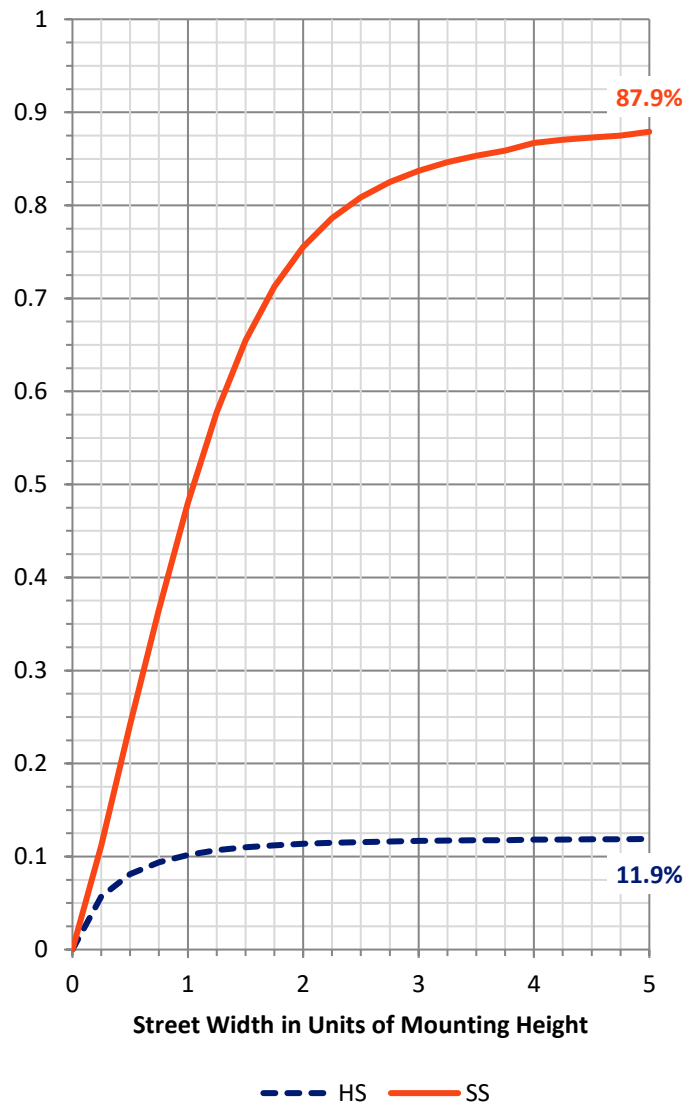
FLUX DISTRIBUTION:

		Downward	Upward	Total
House Side	Lumens	1389.7	0.0	1389.7
	% Fixture	12.0	0.0	12.0
Street Side	Lumens	10218.3	0.0	10218.3
	% Fixture	88.0	0.0	88.0
Total	Lumens	11608.0	0.0	11608.0
	% Fixture	100.0	0.0	100.0

Coefficient of Utilization

ZONAL LUMENS:

Zone	Lumens	% Fixture
0°-10°	172.7	1.5
10°-20°	519.4	4.5
20°-30°	893.4	7.7
30°-40°	1350.5	11.6
40°-50°	1974.8	17.0
50°-60°	2522.2	21.7
60°-70°	2517.2	21.7
70°-80°	1476.1	12.7
80°-90°	181.8	1.6
90°-100°	0.0	0.0
100°-110°	0.0	0.0
110°-120°	0.0	0.0
120°-130°	0.0	0.0
130°-140°	0.0	0.0
140°-150°	0.0	0.0
150°-160°	0.0	0.0
160°-170°	0.0	0.0
170°-180°	0.0	0.0
0°-90°	11608.0	100.0
0°-180°	11608.0	100.0



REPORT NUMBER: P868134

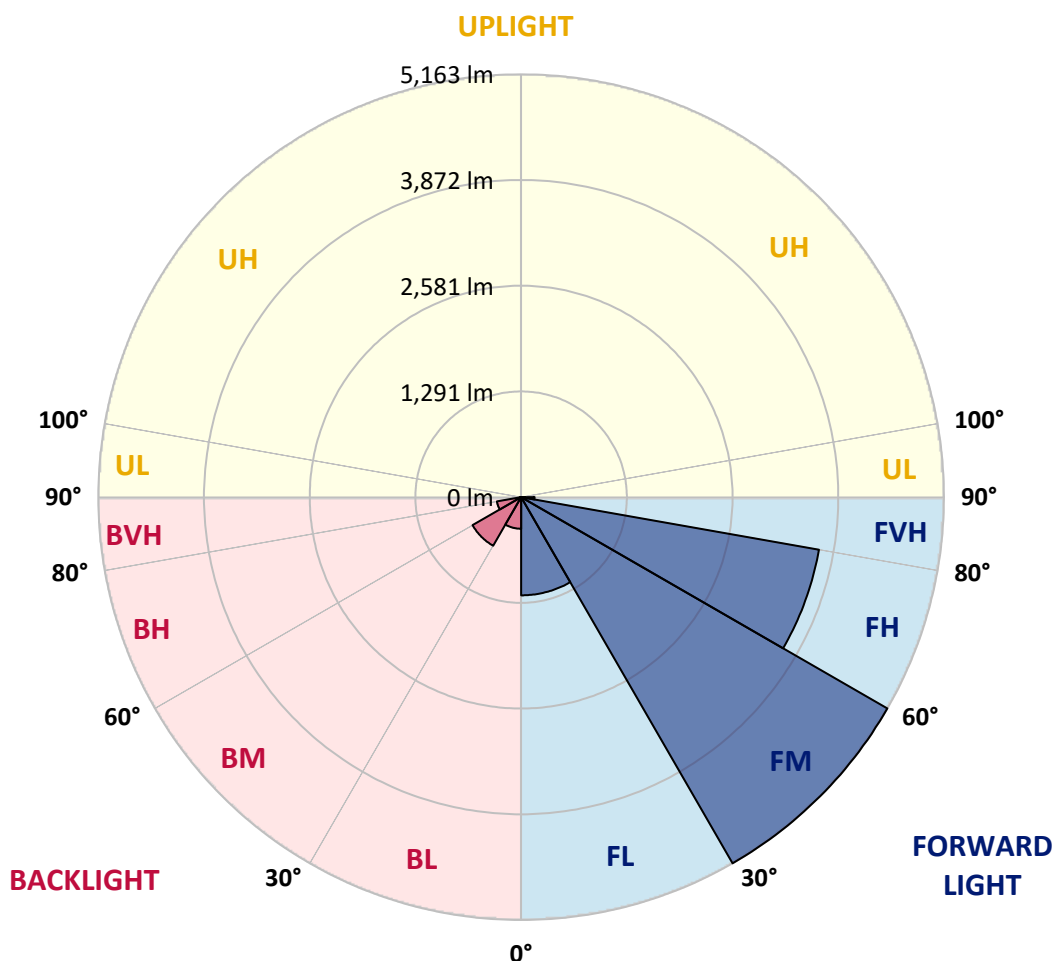
CATALOG NUMBER: MEM2-HSN-SA-130-722-U-T4W-HSS

LUMINAIRE CLASSIFICATION SYSTEM LUMEN TABLE AND BUG RATING:

Zone	Lumens	% Fixture	Zone Rating/Lumen Limit		
			B	U	G
FL (0°-30°)	1199.0	10.3			
FM (30°-60°)	5162.7	44.5			
FH (60°-80°)	3692.3	31.8			G2/5000
FVH (80°-90°)	164.3	1.4			G2/225
BL (0°-30°)	386.5	3.3	B1/500		
BM (30°-60°)	684.8	5.9	B1/1000		
BH (60°-80°)	300.9	2.6	B1/500		G1/500
BVH (80°-90°)	17.5	0.2			G1/100
UL (90°-100°)	0.0	0.0		U0/0	
UH (100°-180°)	0.0	0.0		U0/0	

BUG Rating: B1-U0-G2

Type IV Short





REPORT NUMBER: P868134

CATALOG NUMBER: MEM2-HSN-SA-130-722-U-T4W-HSS

CANDELA DISTRIBUTION (FULL):

	0°	5°	15°	25°	35°	40°	45°	55°	65°	75°	85°
0°	1845.2	1845.2	1845.2	1845.2	1845.2	1845.2	1845.2	1845.2	1845.2	1845.2	1845.2
2.5°	2152.7	2142.9	2123.3	2106.9	2084.0	2064.4	2044.8	2008.8	1963.0	1923.7	1874.6
5°	2365.4	2349.0	2335.9	2316.3	2277.0	2260.7	2247.6	2172.4	2093.8	2012.0	1904.1
7.5°	2515.9	2529.0	2502.8	2473.3	2424.3	2404.6	2385.0	2309.8	2211.6	2093.8	1940.1
10°	2689.3	2692.5	2659.8	2623.8	2571.5	2532.2	2506.1	2414.5	2306.5	2175.6	1979.3
12.5°	2856.1	2856.1	2836.5	2784.1	2715.4	2679.5	2633.7	2529.0	2398.1	2244.3	2025.1
15°	2990.3	2996.8	2980.4	2941.2	2865.9	2816.9	2771.1	2650.0	2483.2	2322.8	2061.1
17.5°	3111.3	3108.0	3098.2	3062.2	2990.3	2951.0	2905.2	2771.1	2581.3	2385.0	2116.7
20°	3193.1	3193.1	3189.8	3170.2	3117.9	3088.4	3032.8	2892.1	2689.3	2476.6	2175.6
22.5°	3255.3	3252.0	3252.0	3255.3	3225.8	3196.4	3173.5	3032.8	2800.5	2555.1	2234.5
25°	3307.6	3304.3	3314.1	3320.7	3307.6	3301.1	3274.9	3166.9	2937.9	2646.7	2293.4
27.5°	3376.3	3386.1	3382.9	3382.9	3379.6	3386.1	3382.9	3291.2	3072.0	2744.9	2355.6
30°	3484.3	3500.6	3490.8	3477.7	3477.7	3481.0	3497.4	3438.5	3229.1	2865.9	2424.3
32.5°	3736.2	3719.8	3651.1	3605.3	3611.9	3615.1	3631.5	3598.8	3386.1	3003.3	2496.2
35°	4024.1	4004.5	3929.2	3824.5	3788.5	3775.4	3772.2	3752.5	3556.2	3150.6	2581.3
37.5°	4397.1	4403.6	4292.4	4141.9	4033.9	3952.1	3935.8	3893.2	3703.5	3284.7	2669.6
40°	4776.6	4750.4	4655.5	4508.3	4295.6	4145.1	4096.1	4037.2	3870.3	3425.4	2754.7
42.5°	5143.0	5093.9	4969.6	4809.3	4560.6	4397.1	4285.8	4210.6	4024.1	3579.1	2836.5
45°	5620.6	5480.0	5257.5	5113.5	4802.7	4668.6	4567.2	4400.3	4207.3	3732.9	2934.6
47.5°	5996.9	5725.3	5522.5	5460.3	5054.6	4930.3	4838.7	4606.4	4393.8	3906.3	3036.1
50°	5928.2	5761.3	5712.2	5656.6	5244.4	5169.2	5084.1	4842.0	4583.5	4089.5	3134.2
52.5°	5751.5	5771.1	5833.3	5738.4	5411.3	5358.9	5303.3	5093.9	4773.3	4240.0	3222.5
55°	5610.8	5650.1	5816.9	5787.5	5610.8	5551.9	5512.7	5342.6	4956.5	4377.4	3297.8
57.5°	5355.6	5322.9	5532.3	5872.6	5823.5	5777.7	5738.4	5604.3	5143.0	4475.6	3346.9
60°	4953.2	4832.2	5113.5	5767.9	5970.7	5977.2	5954.3	5800.6	5293.5	4475.6	3320.7
62.5°	4387.2	4272.7	4619.5	5417.8	6049.2	6111.4	6098.3	5869.3	5358.9	4377.4	3219.3
65°	3539.9	3566.1	4014.3	5021.9	6140.8	6294.6	6212.8	5758.0	5277.1	4187.7	2990.3
67.5°	2826.7	2905.2	3307.6	4508.3	6098.3	6291.3	6176.8	5444.0	4927.1	3922.7	2640.2
70°	2231.2	2283.6	2617.3	3814.7	5725.3	5928.2	5784.2	4963.0	4334.9	3513.7	2195.3
72.5°	1743.8	1792.8	2077.5	3052.4	5077.5	5313.1	5133.2	4315.3	3595.5	2980.4	1743.8
75°	1325.0	1361.0	1573.6	2352.3	4043.7	4338.2	4207.3	3454.8	2807.0	2358.8	1334.8
77.5°	853.9	903.0	1141.8	1648.9	2856.1	3209.5	3225.8	2581.3	2018.6	1704.5	981.5
80°	566.0	585.6	732.8	1073.1	1756.9	2031.7	2126.6	1743.8	1289.0	1086.2	706.7
82.5°	235.6	261.7	350.1	539.8	880.1	883.3	1010.9	736.1	523.5	461.3	297.7
85°	6.5	13.1	9.8	26.2	22.9	36.0	42.5	58.9	42.5	45.8	45.8
87.5°	0.0	0.0	3.3	3.3	6.5	6.5	6.5	6.5	6.5	9.8	6.5
90°	0.0	0.0	0.0	0.0	0.0	0.0	0.0	0.0	0.0	0.0	0.0



REPORT NUMBER: P868134

CATALOG NUMBER: MEM2-HSN-SA-130-722-U-T4W-HSS

CANDELA DISTRIBUTION (continued):

	90°	95°	105°	115°	125°	135°	145°	155°	165°	175°	180°
0°	1845.2	1845.2	1845.2	1845.2	1845.2	1845.2	1845.2	1845.2	1845.2	1845.2	1845.2
2.5°	1851.7	1822.3	1763.4	1717.6	1668.5	1632.5	1599.8	1563.8	1540.9	1544.2	1521.3
5°	1851.7	1796.1	1678.3	1573.6	1478.8	1410.1	1334.8	1275.9	1233.4	1226.9	1246.5
7.5°	1861.5	1769.9	1593.3	1436.2	1305.4	1197.4	1118.9	1060.0	1030.6	1010.9	1007.7
10°	1871.4	1750.3	1514.8	1315.2	1151.6	1033.8	965.1	899.7	867.0	863.7	853.9
12.5°	1877.9	1727.4	1442.8	1194.1	1024.0	912.8	844.1	791.7	765.6	765.6	762.3
15°	1900.8	1720.9	1367.5	1102.5	925.9	817.9	759.0	716.5	700.1	690.3	687.0
17.5°	1920.4	1707.8	1302.1	1010.9	837.5	742.7	687.0	657.6	641.2	634.7	631.4
20°	1949.9	1701.2	1239.9	935.7	772.1	680.5	638.0	611.8	602.0	595.4	595.4
22.5°	1979.3	1694.7	1177.8	870.3	716.5	634.7	595.4	572.5	562.7	559.4	556.2
25°	2015.3	1691.4	1125.4	814.6	667.4	598.7	562.7	543.1	530.0	523.5	523.5
27.5°	2051.3	1694.7	1073.1	759.0	624.9	566.0	530.0	507.1	497.3	484.2	487.5
30°	2100.4	1698.0	1030.6	713.2	588.9	533.3	500.6	471.1	458.0	451.5	451.5
32.5°	2149.5	1711.1	988.0	670.7	552.9	507.1	467.8	441.7	425.3	422.0	418.8
35°	2201.8	1720.9	948.8	634.7	523.5	477.7	438.4	412.2	399.1	395.9	395.9
37.5°	2260.7	1737.2	919.3	602.0	494.0	448.2	412.2	386.1	376.2	373.0	373.0
40°	2322.8	1763.4	896.4	572.5	471.1	422.0	389.3	366.4	359.9	356.6	356.6
42.5°	2385.0	1786.3	876.8	549.6	448.2	399.1	373.0	350.1	340.2	340.2	340.2
45°	2443.9	1802.7	857.2	526.7	425.3	382.8	353.3	333.7	323.9	323.9	323.9
47.5°	2496.2	1819.0	827.7	503.8	402.4	359.9	337.0	317.3	307.5	307.5	307.5
50°	2551.9	1828.8	795.0	474.4	379.5	343.5	320.6	297.7	291.2	287.9	287.9
52.5°	2597.7	1828.8	752.5	444.9	353.3	320.6	301.0	281.4	271.5	265.0	265.0
55°	2630.4	1828.8	706.7	409.0	327.2	301.0	281.4	261.7	248.6	238.8	238.8
57.5°	2650.0	1819.0	654.3	366.4	301.0	274.8	261.7	238.8	212.7	193.0	186.5
60°	2633.7	1789.6	598.7	320.6	271.5	251.9	242.1	212.7	176.7	166.9	166.9
62.5°	2564.9	1720.9	543.1	281.4	248.6	229.0	219.2	186.5	160.3	150.5	150.5
65°	2371.9	1554.0	474.4	245.4	222.5	209.4	196.3	166.9	144.0	130.9	130.9
67.5°	2090.6	1341.4	395.9	215.9	199.6	189.8	179.9	150.5	127.6	114.5	114.5
70°	1694.7	1082.9	337.0	189.8	176.7	170.1	160.3	137.4	111.2	101.4	101.4
72.5°	1331.5	850.6	281.4	170.1	163.6	150.5	144.0	121.0	101.4	91.6	91.6
75°	991.3	634.7	248.6	150.5	150.5	134.1	130.9	108.0	88.3	81.8	81.8
77.5°	729.6	471.1	215.9	130.9	130.9	117.8	111.2	94.9	81.8	75.2	75.2
80°	494.0	320.6	160.3	98.1	98.1	94.9	88.3	81.8	68.7	62.2	58.9
82.5°	209.4	134.1	78.5	49.1	45.8	36.0	29.4	22.9	22.9	19.6	19.6
85°	36.0	16.4	16.4	13.1	9.8	9.8	9.8	6.5	6.5	6.5	6.5
87.5°	6.5	6.5	6.5	6.5	6.5	6.5	3.3	3.3	3.3	3.3	3.3
90°	0.0	0.0	0.0	0.0	0.0	0.0	0.0	0.0	0.0	0.0	0.0

LM-79-2019: Approved Method: Electrical and Photometric Measurements of Solid-State Lighting Products

Report Prepared for

Cooper Lighting Solutions

Streetworks

Report Number: SP1-2407-157-2

Test Date: 08/07/2024

Luminaire Tested: MEM2-HTN-SA-30-722-U-5WQ-2

Data in this report applies to families of products including MEM2-HTN-SA-30-722-U-5WQ-2

Test Information

Test Method: LM-79-2019
 Report Number: SP1-2407-157-2
 Test Lab: COOPER LIGHTING SOLUTIONS
 Photometer: SP1 - 76IN SPHERE
 Measurement Geometry: 4π
 Issue Date: 08/20/2024
 Manufacturer: COOPER LIGHTING SOLUTIONS
 Product Line: Streetworks
 Catalog Number: **MEM2-HTN-SA-30-722-U-5WQ-2**
 Description: Epic Modern Light Square 30W 5WQ Optic and Flare Trim

Spectral Parameters

CCT (K): 2253
 CIE u': 0.2868
 CIE v': 0.5332
 Duv: -0.0014
 CIE x: 0.4974
 CIE y: 0.4110
 CIE z: 0.0915
 Peak Wavelength (nm): 603
 Dominant Wavelength (nm): 587
 Purity: 72.69432
 Rf: 76.9
 Rg: 92.7

CRI (Ra):	70.6		
R1:	68.4	R9:	-36.0
R2:	88.7	R10:	78.2
R3:	85.4	R11:	61.0
R4:	63.5	R12:	74.2
R5:	69.0	R13:	72.8
R6:	88.9	R14:	92.2
R7:	68.5	R15:	58.0
R8:	32.0		



Test Conditions

Stabilization Time: 29M
 Operation Time: 1H 29M
 Sphere Temperature (°C): 24.1

REPORT NUMBER: SP1-2407-157-2

Measurement and Test Equipment			
Instrument	Identification Number	Calibration Date	Calibration Due Date
Photometer	IN0058	6/18/2024	12/18/2024
Power Meter	INXT2011004	2/8/2024	2/8/2025
AC Power Source	IN0063	10/24/2023	10/24/2024
DC Power Source	IN0208	10/24/2023	10/24/2024
Sphere Thermometer	IN0085	10/24/2023	10/24/2024
Room Thermometer	IN0046	10/24/2023	10/24/2024

REPORT NUMBER: SP1-2407-157-2

CIE 1931 Chromaticity Diagram



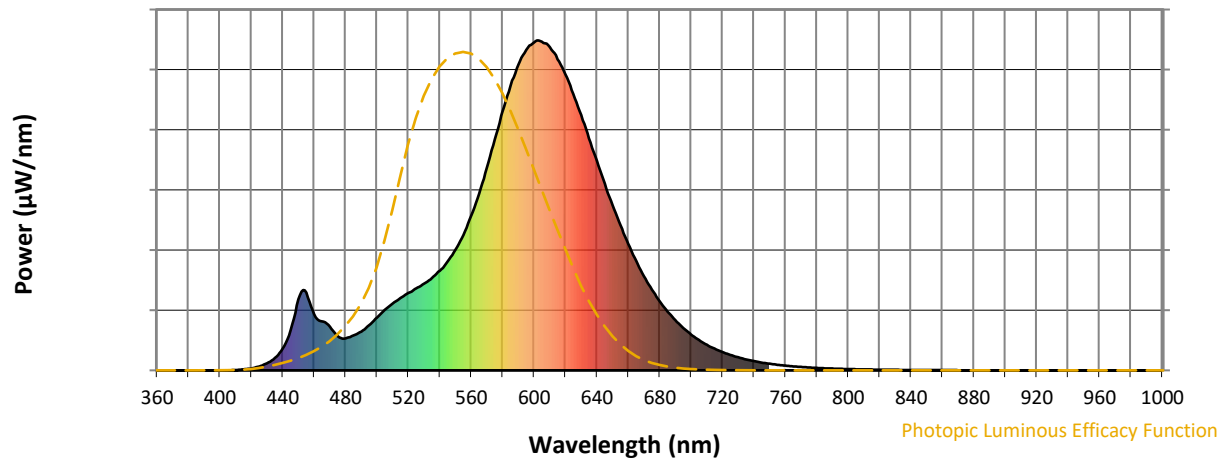
CIE 1931 Chromaticity Diagram with 2017 ANSI 7-Step and 4-Step Quadrangles



Point lies inside the ANSI 2200K 4-step quadrangle

REPORT NUMBER: SP1-2407-157-2

Photopic Flux vs. Wavelength



Photopic Lumens: NR

λ (nm)	Power W [^] /nm	Lumens (ϕ /nm)	λ (nm)	Power W [^] /nm	Lumens (ϕ /nm)	λ (nm)	Power W [^] /nm	Lumens (ϕ /nm)	λ (nm)	Power W [^] /nm	Lumens (ϕ /nm)	λ (nm)	Power W [^] /nm	Lumens (ϕ /nm)
360	0	NR	490	117	NR	620	896	NR	750	20	NR	880	0	NR
365	0	NR	495	137	NR	625	838	NR	755	17	NR	885	0	NR
370	0	NR	500	160	NR	630	774	NR	760	14	NR	890	0	NR
375	0	NR	505	183	NR	635	704	NR	765	12	NR	895	0	NR
380	0	NR	510	202	NR	640	635	NR	770	10	NR	900	0	NR
385	0	NR	515	219	NR	645	565	NR	775	9	NR	905	0	NR
390	0	NR	520	235	NR	650	501	NR	780	7	NR	910	0	NR
395	0	NR	525	249	NR	655	440	NR	785	6	NR	915	0	NR
400	0	NR	530	263	NR	660	383	NR	790	5	NR	920	0	NR
405	0	NR	535	281	NR	665	332	NR	795	5	NR	925	0	NR
410	1	NR	540	302	NR	670	286	NR	800	4	NR	930	0	NR
415	3	NR	545	331	NR	675	245	NR	805	3	NR	935	0	NR
420	6	NR	550	366	NR	680	210	NR	810	3	NR	940	0	NR
425	12	NR	555	411	NR	685	178	NR	815	3	NR	945	0	NR
430	21	NR	560	469	NR	690	152	NR	820	2	NR	950	0	NR
435	38	NR	565	536	NR	695	129	NR	825	2	NR	955	0	NR
440	66	NR	570	614	NR	700	109	NR	830	2	NR	960	0	NR
445	122	NR	575	701	NR	705	92	NR	835	1	NR	965	0	NR
450	215	NR	580	785	NR	710	77	NR	840	1	NR	970	0	NR
455	236	NR	585	863	NR	715	66	NR	845	1	NR	975	0	NR
460	170	NR	590	928	NR	720	55	NR	850	1	NR	980	0	NR
465	148	NR	595	971	NR	725	47	NR	855	1	NR	985	0	NR
470	132	NR	600	994	NR	730	40	NR	860	1	NR	990	0	NR
475	104	NR	605	996	NR	735	33	NR	865	1	NR	995	0	NR
480	97	NR	610	979	NR	740	28	NR	870	1	NR	1000	0	NR
485	105	NR	615	943	NR	745	24	NR	875	0	NR			

REPORT NUMBER: SP1-2407-157-2

Scotopic Flux vs. Wavelength



Scotopic Lumens: NR

S/P: 0.96

λ (nm)	Power W [^] /nm	Lumens (φ/nm)	λ (nm)	Power W [^] /nm	Lumens (φ/nm)	λ (nm)	Power W [^] /nm	Lumens (φ/nm)	λ (nm)	Power W [^] /nm	Lumens (φ/nm)	λ (nm)	Power W [^] /nm	Lumens (φ/nm)
360	0	NR	490	117	NR	620	896	NR	750	20	NR	880	0	NR
365	0	NR	495	137	NR	625	838	NR	755	17	NR	885	0	NR
370	0	NR	500	160	NR	630	774	NR	760	14	NR	890	0	NR
375	0	NR	505	183	NR	635	704	NR	765	12	NR	895	0	NR
380	0	NR	510	202	NR	640	635	NR	770	10	NR	900	0	NR
385	0	NR	515	219	NR	645	565	NR	775	9	NR	905	0	NR
390	0	NR	520	235	NR	650	501	NR	780	7	NR	910	0	NR
395	0	NR	525	249	NR	655	440	NR	785	6	NR	915	0	NR
400	0	NR	530	263	NR	660	383	NR	790	5	NR	920	0	NR
405	0	NR	535	281	NR	665	332	NR	795	5	NR	925	0	NR
410	1	NR	540	302	NR	670	286	NR	800	4	NR	930	0	NR
415	3	NR	545	331	NR	675	245	NR	805	3	NR	935	0	NR
420	6	NR	550	366	NR	680	210	NR	810	3	NR	940	0	NR
425	12	NR	555	411	NR	685	178	NR	815	3	NR	945	0	NR
430	21	NR	560	469	NR	690	152	NR	820	2	NR	950	0	NR
435	38	NR	565	536	NR	695	129	NR	825	2	NR	955	0	NR
440	66	NR	570	614	NR	700	109	NR	830	2	NR	960	0	NR
445	122	NR	575	701	NR	705	92	NR	835	1	NR	965	0	NR
450	215	NR	580	785	NR	710	77	NR	840	1	NR	970	0	NR
455	236	NR	585	863	NR	715	66	NR	845	1	NR	975	0	NR
460	170	NR	590	928	NR	720	55	NR	850	1	NR	980	0	NR
465	148	NR	595	971	NR	725	47	NR	855	1	NR	985	0	NR
470	132	NR	600	994	NR	730	40	NR	860	1	NR	990	0	NR
475	104	NR	605	996	NR	735	33	NR	865	1	NR	995	0	NR
480	97	NR	610	979	NR	740	28	NR	870	1	NR	1000	0	NR
485	105	NR	615	943	NR	745	24	NR	875	0	NR			

REPORT NUMBER: SP1-2407-157-2

Melanopic Flux vs. Wavelength



Melanopic Lumens: NR

M/P: 1.71

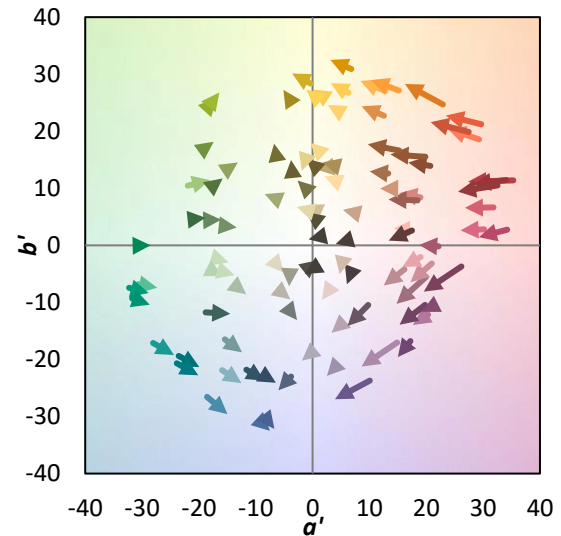
λ (nm)	Power W ² /nm	Lumens (φ/nm)	λ (nm)	Power W ² /nm	Lumens (φ/nm)	λ (nm)	Power W ² /nm	Lumens (φ/nm)	λ (nm)	Power W ² /nm	Lumens (φ/nm)	λ (nm)	Power W ² /nm	Lumens (φ/nm)
360	0	NR	490	117	NR	620	896	NR	750	20	NR	880	0	NR
365	0	NR	495	137	NR	625	838	NR	755	17	NR	885	0	NR
370	0	NR	500	160	NR	630	774	NR	760	14	NR	890	0	NR
375	0	NR	505	183	NR	635	704	NR	765	12	NR	895	0	NR
380	0	NR	510	202	NR	640	635	NR	770	10	NR	900	0	NR
385	0	NR	515	219	NR	645	565	NR	775	9	NR	905	0	NR
390	0	NR	520	235	NR	650	501	NR	780	7	NR	910	0	NR
395	0	NR	525	249	NR	655	440	NR	785	6	NR	915	0	NR
400	0	NR	530	263	NR	660	383	NR	790	5	NR	920	0	NR
405	0	NR	535	281	NR	665	332	NR	795	5	NR	925	0	NR
410	1	NR	540	302	NR	670	286	NR	800	4	NR	930	0	NR
415	3	NR	545	331	NR	675	245	NR	805	3	NR	935	0	NR
420	6	NR	550	366	NR	680	210	NR	810	3	NR	940	0	NR
425	12	NR	555	411	NR	685	178	NR	815	3	NR	945	0	NR
430	21	NR	560	469	NR	690	152	NR	820	2	NR	950	0	NR
435	38	NR	565	536	NR	695	129	NR	825	2	NR	955	0	NR
440	66	NR	570	614	NR	700	109	NR	830	2	NR	960	0	NR
445	122	NR	575	701	NR	705	92	NR	835	1	NR	965	0	NR
450	215	NR	580	785	NR	710	77	NR	840	1	NR	970	0	NR
455	236	NR	585	863	NR	715	66	NR	845	1	NR	975	0	NR
460	170	NR	590	928	NR	720	55	NR	850	1	NR	980	0	NR
465	148	NR	595	971	NR	725	47	NR	855	1	NR	985	0	NR
470	132	NR	600	994	NR	730	40	NR	860	1	NR	990	0	NR
475	104	NR	605	996	NR	735	33	NR	865	1	NR	995	0	NR
480	97	NR	610	979	NR	740	28	NR	870	1	NR	1000	0	NR
485	105	NR	615	943	NR	745	24	NR	875	0	NR			

Summary

$R_f = 76.9$
 $R_g = 92.7$
 CIE $R_a = 70.6$
 $R_9 = -36.0$



Color Vector Graphics



Individual Sample Fidelity Index ($R_{f,i}$)

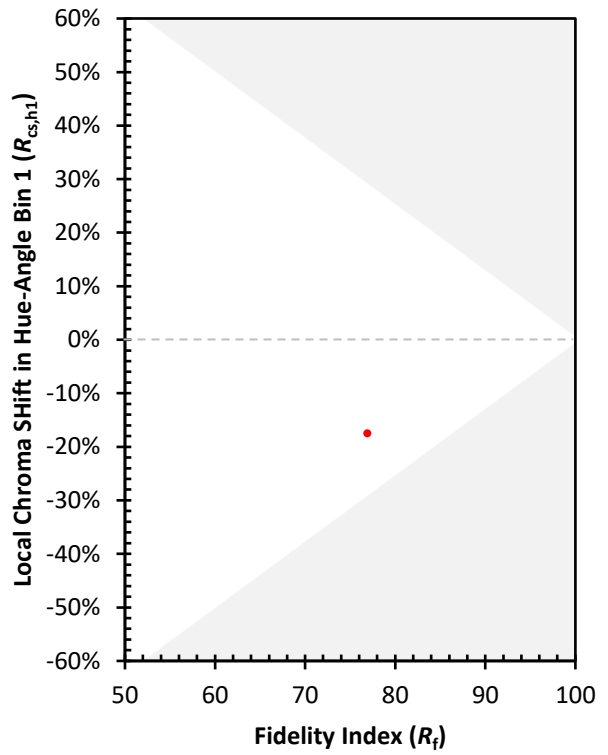
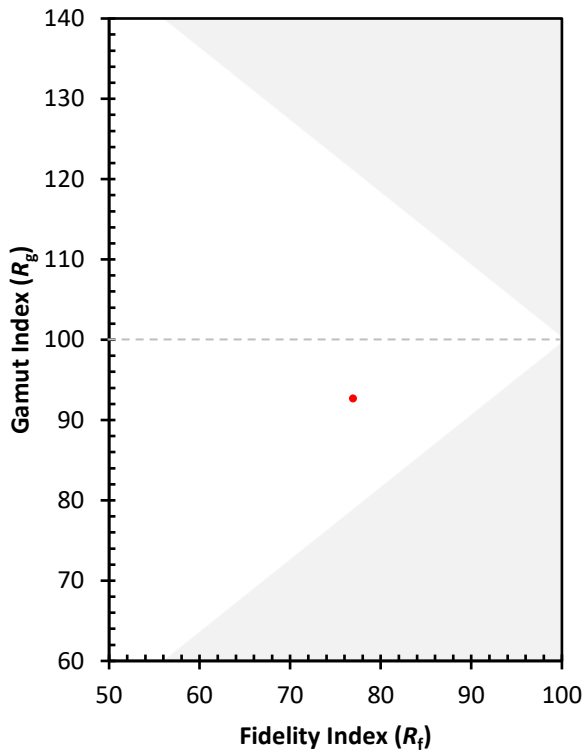
CES01 = 87	CES26 = 76	CES51 = 88	CES76 = 78
CES02 = 65	CES27 = 94	CES52 = 85	CES77 = 75
CES03 = 32	CES28 = 93	CES53 = 80	CES78 = 79
CES04 = 72	CES29 = 81	CES54 = 86	CES79 = 82
CES05 = 51	CES30 = 91	CES55 = 83	CES80 = 81
CES06 = 52	CES31 = 83	CES56 = 77	CES81 = 51
CES07 = 44	CES32 = 75	CES57 = 75	CES82 = 92
CES08 = 42	CES33 = 88	CES58 = 76	CES83 = 88
CES09 = 29	CES34 = 88	CES59 = 84	CES84 = 90
CES10 = 79	CES35 = 94	CES60 = 91	CES85 = 65
CES11 = 62	CES36 = 90	CES61 = 82	CES86 = 48
CES12 = 68	CES37 = 97	CES62 = 91	CES87 = 76
CES13 = 45	CES38 = 98	CES63 = 86	CES88 = 78
CES14 = 75	CES39 = 97	CES64 = 70	CES89 = 61
CES15 = 72	CES40 = 94	CES65 = 71	CES90 = 80
CES16 = 48	CES41 = 95	CES66 = 71	CES91 = 80
CES17 = 51	CES42 = 89	CES67 = 70	CES92 = 51
CES18 = 57	CES43 = 80	CES68 = 74	CES93 = 68
CES19 = 74	CES44 = 99	CES69 = 84	CES94 = 44
CES20 = 68	CES45 = 83	CES70 = 72	CES95 = 66
CES21 = 88	CES46 = 81	CES71 = 75	CES96 = 75
CES22 = 81	CES47 = 88	CES72 = 89	CES97 = 76
CES23 = 92	CES48 = 73	CES73 = 68	CES98 = 72
CES24 = 92	CES49 = 82	CES74 = 85	CES99 = 63
CES25 = 73	CES50 = 87	CES75 = 80	



Color Rendition by Hue-Angle Bin



Measure Comparisons



(END OF REPORT)